

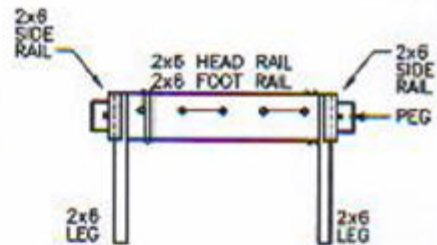
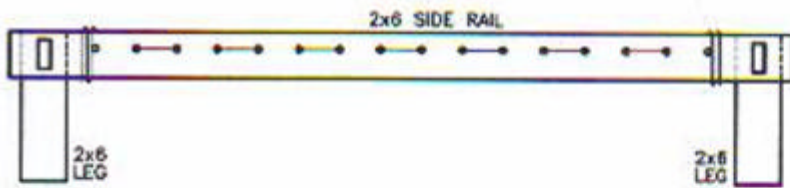
ROPE BED PLANS (8')



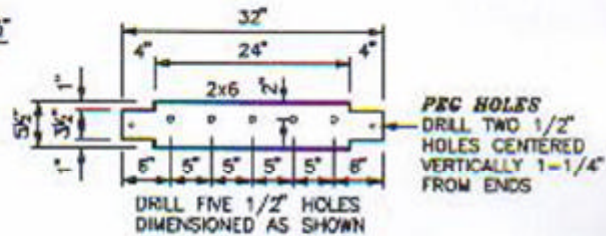
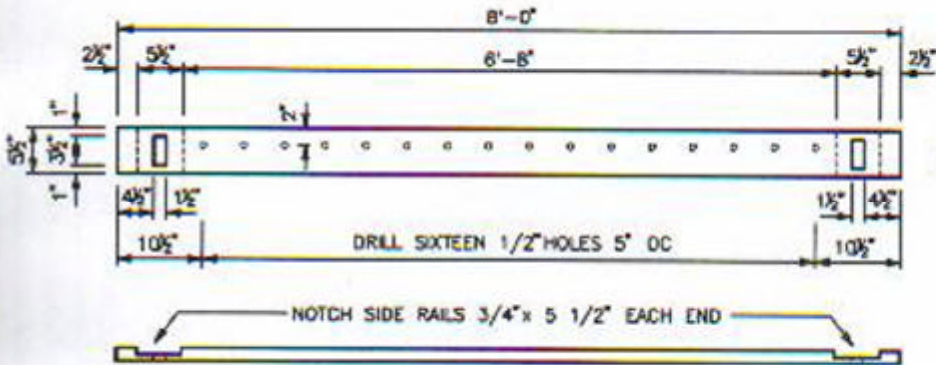
DESCRIPTION	QTY	MATERIAL
SIDE RAILS	2	2x6x96"
FOOT RAIL	1	2x6x32"
HEAD RAIL	1	2x6x32"
LEGS	4	2x6x32"
PEGS	4	3" x 1/2" DIA
ROPES	2	3/8" x 50'

NOTES :

- FOUR 2x6x8' BOARDS NEEDED
- USE MANILLA OR SISAL TYPE ROPE
- SAND PEGS TO FIT WEDGE TIGHT INTO 1/2" PEG HOLES



ROPE BED PLANS (8')

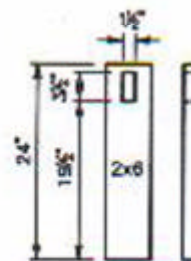


HEAD RAIL (1)
FOOT RAIL (1)

SIDE RAIL (2)



LEG & RAIL CONNECTION DETAIL



LEG (4)